


DRIVING DIRECTIONS TO MACKENZIE HUGHES LLP AND PARKING INSTRUCTIONS

Our office is located on the 4th floor of the Mackenzie Hughes Tower at 440 South Warren Street, Syracuse, NY.

Parking is available in the underground Mackenzie Hughes Parking Garage located at 441 South Salina Street, Syracuse, NY. The entrance to the garage is located by the traffic light located mid-block on the 400 block of South Salina Street near the public library. There is a large vertical sign that says LIBRARY next to the parking garage entrance. Detailed driving directions and detailed parking instructions are listed below.

*** Please note that even if the sign for the parking garage says full, there are parking spaces available for Mackenzie Hughes' clients.

Traveling South on South Salina Street – Parking garage is on the left



Traveling North on South Salina Street – Parking garage is on the right



Entrance to parking garage



DRIVING DIRECTIONS

Mackenzie Hughes Parking Garage, 441 South Salina Street, Syracuse, NY 13202

Page 1 of 2

from NYS THRUWAY EASTBOUND

Take Exit 39 to Route 690 East. From 690 East, take Exit 12 to West Street. Continue on West Street for 0.3 miles until you reach West Fayette Street. Turn left onto West Fayette Street and continue for 0.3 miles until you reach South Salina Street. Turn right onto South Salina Street and the entrance to the Mackenzie Hughes Parking Garage will be on your left after crossing Jefferson Street, near the traffic light located in the middle of the 400 block of South Salina Street.

from NYS THRUWAY WESTBOUND

Take Exit 34-A to Route 481 South to Route 690 West. From 690 West, take Exit 13 to Townsend Street/Downtown. Keeping left, continue on Townsend Street to East Fayette Street. Turn right onto East Fayette Street and continue to South Salina Street. Turn left onto South Salina Street and the entrance to the Mackenzie Hughes Parking Garage will be on your left after Jefferson Street, near the traffic light located in the middle of the 400 block of South Salina Street.

from 690 EASTBOUND

From 690 East, take Exit 12 to West Street. Continue on West Street for 0.3 miles until you reach West Fayette Street. Turn left onto West Fayette Street and continue for 0.3 miles until you reach South Salina Street. Turn right onto South Salina Street and the entrance to the Mackenzie Hughes Parking Garage will be on your left after crossing Jefferson Street, near the traffic light located in the middle of the 400 block of South Salina Street.

from 690 WESTBOUND

From 690 West, take Exit 13 to Townsend Street/Downtown. Keeping left, continue on Townsend Street to East Fayette Street. Turn right onto East Fayette Street and continue to South Salina Street. Turn left onto South Salina Street and the entrance to the Mackenzie Hughes Parking Garage will be on your left after Jefferson Street, near the traffic light located in the middle of the 400 block of South Salina Street.

DRIVING DIRECTIONS

Mackenzie Hughes Parking Garage, 441 South Salina Street, Syracuse, NY 13202
Page 2 of 2

from I-81 NORTHBOUND

From I-81 North, take Exit 18 to Adams/Harrison Streets. Keeping left, continue on Almond Street for 0.1 mile until you reach Harrison Street. Following the sign for Harrison Street/Downtown/Oncenter, turn left onto Harrison Street and continue for 0.5 miles until you reach South Salina Street. Turn right onto South Salina Street and the entrance to the Mackenzie Hughes Parking Garage will be on your right near the traffic light located in the middle of the 400 block of South Salina Street.

from I-81 SOUTHBOUND

From I-81 South, take Exit 19 to South Salina Street, turn right onto South Salina Street and continue for 0.7 miles. The entrance to the Mackenzie Hughes Parking Garage will be on your left after Jefferson Street, near the traffic light located in the middle of the 400 block of South Salina Street.

PARKING INSTRUCTIONS

Mackenzie Hughes Parking Garage, 441 South Salina Street, Syracuse, NY 13202
Page 1 of 3

When you pull into the Mackenzie Hughes Parking Garage curve to the left, following the PARK sign (IMAGE 1). There is a gate/booth on your left (IMAGE 2). Proceed forward approximately 30 feet and turn left to reach the reserved parking spots for “Mackenzie Hughes Clients” (IMAGE 3). If these reserved spaces are unavailable, you may park in any open unreserved space.

IMAGE 1




IMAGE 2



IMAGE 3



In order for Mackenzie Hughes to validate your parking, you will be required to provide your vehicle’s license plate number, license plate state, and vehicle type (see options below). This information must be entered into the kiosk tablet located with the Mackenzie Hughes Receptionist on the 4th floor. The parking company will store the data only for the duration of the designated parking period, after which it will be automatically deleted. The information will not be shared with any third parties.



Add vehicle

Plate number *

State *

Vehicle Type *

Vehicle Type Options

Sedan
Truck Mid Sized
Truck Full Sized
Van Mid Sized
Van Full Sized
SUV Mid Sized
SUV Full Sized
Other Small/Mid Sized
Other Large/Full Sized

PARKING INSTRUCTIONS

Mackenzie Hughes Parking Garage, 441 South Salina Street, Syracuse, NY 13202

Page 2 of 3

From your parking spot, walk directly across to the opposite end of the garage, bypass the two elevator entrances on your left and continue past the large sign that reads “ELEVATOR TO MACKENZIE HUGHES” on your right, to the door with a sign that reads “ELEVATOR TO MACKENZIE HUGHES. THE LOBBY IS PROTECTED 24 HOURS A DAY BY SECURITY SURVEILLANCE CAMERA”.



Enter through the door with a sign that reads “ELEVATOR TO MACKENZIE HUGHES. THE LOBBY IS PROTECTED 24 HOURS A DAY BY SECURITY SURVEILLANCE CAMERA”. You will be in a small room. To your left there is list of tenants in the Mackenzie Hughes Tower and an elevator. Take this elevator to the 4th floor. (If this elevator is out of order, you may take the elevator to the lobby of the Galleries. See directions on next page.) When you step out of the elevator you will be in the lobby of the Mackenzie Hughes office.




PARKING INSTRUCTIONS

Mackenzie Hughes Parking Garage, 441 South Salina Street, Syracuse, NY 13202

Page 3 of 3

If you take the first elevator in the parking garage, you will arrive in the lobby of the Galleries. Walk down the hallway to your left. Just before you reach the doors to exit the building there will be set of doors on your right that leads into the lobby of the Mackenzie Hughes Tower. Enter through these doors. You do not need to sign in at the security guard desk. If the security asks if you need assistance, please let them know that you are going to Mackenzie Hughes on the 4th floor. There will be three elevators. You may take any one of the elevators to the 4th floor. When you step out of the elevator you will be in the lobby of the Mackenzie Hughes office.



The entrance to Mackenzie Hughes Tower is down this hall and to the right.



REMINDER:

LICENSE PLATE NUMBER AND VEHICLE TYPE